

Exactly Like You - Written by: Dorothy Fields, Jimmy Mchugh

I know why I waited
Know why I've been blue
I've been waiting each day
For someone exactly like you

Why should I spend some money
On a show or two
When nobody sings these love songs
Exactly like you

You make me feel so grand
I wanna give this world to you
You make me understand
These foolish little dreams I'm dreaming
And schemes I'm scheming

Now I know why my mama
She taught me to be true
She knew just around the corner
Was somebody like you

You make me feel so grand

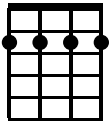
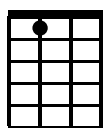
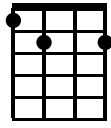
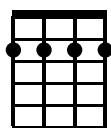
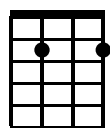
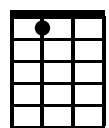
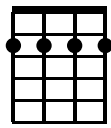
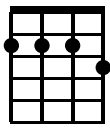
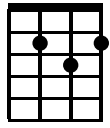
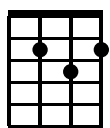
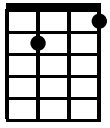
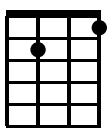
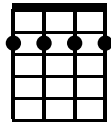
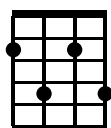
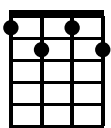
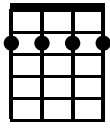
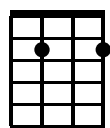
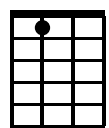
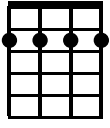
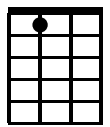
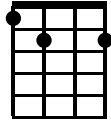
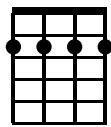
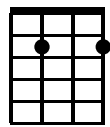
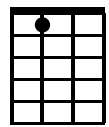
I wanna give this world to you
Baby you make me understand
These foolish little dreams I'm dreaming
And schemes I'm scheming

Now I know why my mama
She taught me to be true
She knew just around the corner
Yes she knew just around the corner
Was somebody like you

Exactly Like You 124bpm D

Jimmy McHugh

(Medium Swing)

<p>A D₆</p>  <p>A₇</p> 	<p>/</p> <p>/</p>	<p>E₇</p>  <p>1. D₆</p> 	<p>/</p> <p>E_{m7} A₇</p>  
		<p>2. D₆</p> 	<p>D₇</p> 
<p>B G</p>  <p>G</p> 	<p>G_{m6}</p>  <p>G_{m6}</p> 	<p>D₆</p>  <p>F[#]_{m7} F_{o7}</p>  	<p>B_{m7}</p>  <p>E_{m7} A₇</p>  
<p>A D₆</p>  <p>A₇</p> 	<p>/</p> <p>/</p>	<p>E₇</p>  <p>D₆</p> 	<p>/</p> <p>E_{m7} A₇</p>  

I CAN'T HELP FALLING IN LOVE WITH YOU

MARCY'S UKULELE CLASS

WORDS BY G. D. WEISS. H. PREVETI, L. CREATORE

LOW G

① = A ③ = C

② = E ④ = G

SLOWLY ♩ = 64

UKE.

1 C EM 2 AM 3 F C

WISE SHALL MEN SAY SAY? ON- WOUL LY IT FOOLS BE RUSH A

0 3 0 2 0 1 0

4 G7 5 F G7 6 C DM

IN SIN, BUT IF I CAN'T CAN'T HELP HELP FALLI- NG IN IN

2 0 2 4 0 2 0 1

7 C G7 8 C 9 EM 10 B7

LOVE LOVE WITH WITH YOU YOU. LIKE A RI- VER FLOWS

0 2 0 4 0 3 2 0

10 EM B7 11 EM B7 12 EM A7

SURE- Y TO THE SEA DAR- LING, SO IT GOES SOME THINGS ARE MEANT TO

0 3 2 0 0 3 2 0 3 0 0 3 0

13 DM G7 14 C EM 15 AM

BE TAKE MY HAND, TAKE MY

1 3 0 3 0 2 0

Isn't She Lovely - Stevie Wonder

Isn't she lovely?
Isn't she wonderful?
Isn't she precious?
Less than one minute old
I never thought through love we'd be
Making one as lovely as she
Isn't she lovely made from love?

Isn't she pretty?
Truly the angel's best
Boy, I'm so happy
We have been Heaven-blessed
I can't believe what God has done
Through us, He's given life to one
Isn't she lovely made from love?

Isn't she lovely?
Life and love are the same
Life is A-ish-a
The meaning of her name
Londie, it could have not been done
Without you who conceived the one
That's so very lovely made from love.

Michelle

by Lennon and McCartney
arr for Uke by Marcy Marxer

Ukulele chord diagrams for the song "Michelle". Each diagram shows a 4-string fretboard with fingerings indicated by black dots. Red dots indicate the key signature (F major/Bb minor). Numbers indicate fret positions. 'x' indicates a muted string.

Row 1:

- F:** Michelle,
- Bbm7:** ma belle
- Eb6:** these
- (D6):** are
- (D6):** words
- (D6):** that

Row 2:

- Ddim:** Go
- Ddim:** to---
- Ddim:** geth--
- C:** er
- C:** well.
- C:** my.....
- C:** Mich-

Row 3:

- C:** elle
- Fm:** I
- Fm:** love
- Fm:** you
- Fm:** I
- Fm:** love
- Fm:** you
- Fm:** I

Row 4:

- Fm:** love
- Fm:** you
- Ab7:** that's
- Ab7:** all
- Ab7:** I
- Ab7:** want
- Db:** to

Stay at the 8th fret for this measure.

Michelle

Marcy Marxer page 2

Db C7 (Fm)

say until I find a

Fm FmMaj7

way I will say the only

Fm7 Fm6 Bbm C

words I know that you'll un-der-stand

END on F

F

The Way You Look Tonight by Jerome Kern

Some-day, when I'm awfully low
When the world is cold
I will feel a glow just think-ing of you
And the way you look to-night

Yes, you're lovely, with your smile so warm
And your cheeks so soft
There is nothing for me but to love you
And the way you look tonight

With each word your tenderness grows
Tearing my fear apart
And that laugh wrinkles your nose
Touches my foolish heart

Lovely, never, never change
Keep that breathless charm
Won't you please arrange it?
'Cause I love you
Just the way you look tonight

THE WAY YOU LOOK TONIGHT

LOW G

① = A ③ = C
② = E ④ = G

♩ = 120

A

UKE.

GMaj7 **Em7** **Am7** **D7**

GMaj7 **E7** **Am7** **D7**

DM7 **G7** **CMaj7** **Am7** **D7**

GMaj7 **Em7** **Am7** **D7** **GMaj7** **Em7** **Am7** **D7**

B

Bbmaj7 **Gm7** **cm7** **G7**

Bbmaj7 **Gm7** **cm7** **G7**

BbMA7

Gm7

Cm7

G7

25 26 27 28

8 8 8 8 8 10 6 5 (5)

Detailed description: This block contains the first system of a guitar solo, measures 25 through 28. The staff is in B-flat major. Measure 25 has a whole rest. Measure 26 starts with a B-flat note (fret 1) and continues with an eighth-note scale: B-flat (1), C (2), D (3), E (4). Measure 27 continues the scale: F (5), G (6), A (7), B-flat (8). Measure 28 has a half-note B-flat (1) and a whole-note G (3). The bass staff shows fret numbers: 8, 8, 8, 8, 8, 10, 6, 5, and (5).

BbMA7

Am7

D7

29 30 31 32

8 6 5 6 (6) 8 5 (5) 7

Detailed description: This block contains the second system of the guitar solo, measures 29 through 32. Measure 29 has an eighth-note scale: B-flat (1), C (2), D (3), E (4), F (5), G (6), A (7), B-flat (8). Measure 30 has a half-note B-flat (1) and a whole-note G (3). Measure 31 has a half-note B-flat (1) and a whole-note G (3). Measure 32 has a half-note B-flat (1) and a whole-note G (3). The bass staff shows fret numbers: 8, 6, 5, 6, (6), 8, 5, (5), and 7.

A

GMA7

Em7

Am7

D7

33 34 35 36

5 3 0 2 3 2 0

Detailed description: This block contains the third system of the guitar solo, measures 33 through 36. Measure 33 has a whole rest. Measure 34 has a whole rest. Measure 35 has an eighth-note scale: B-flat (1), C (2), D (3), E (4), F (5), G (6), A (7), B-flat (8). Measure 36 has a half-note B-flat (1) and a whole-note G (3). The bass staff shows fret numbers: 5, 3, 0, 2, 3, 2, and 0.

GMA7

E7

Am7

D7

37 38 39 40

2 3 5 3 2 3 5 7 5 3 5 7 9

Detailed description: This block contains the fourth system of the guitar solo, measures 37 through 40. Measure 37 has an eighth-note scale: B-flat (1), C (2), D (3), E (4), F (5), G (6), A (7), B-flat (8). Measure 38 has a half-note B-flat (1) and a whole-note G (3). Measure 39 has an eighth-note scale: B-flat (1), C (2), D (3), E (4), F (5), G (6), A (7), B-flat (8). Measure 40 has an eighth-note scale: B-flat (1), C (2), D (3), E (4), F (5), G (6), A (7), B-flat (8). The bass staff shows fret numbers: 2, 3, 5, 3, 2, 3, 5, 7, 5, 3, 5, 7, and 9.

Dm7

G7

CMA7

Am7

D7

41 42 43 44

10 3 0 2 5 3 2 2

Detailed description: This block contains the fifth system of the guitar solo, measures 41 through 44. Measure 41 has a whole rest. Measure 42 has a whole rest. Measure 43 has an eighth-note scale: B-flat (1), C (2), D (3), E (4), F (5), G (6), A (7), B-flat (8). Measure 44 has a half-note B-flat (1) and a whole-note G (3). The bass staff shows fret numbers: 10, 3, 0, 2, 5, 3, 2, and 2.

GMA7

45 46

3 (3)

Detailed description: This block contains the sixth system of the guitar solo, measures 45 through 46. Measure 45 has an eighth-note scale: B-flat (1), C (2), D (3), E (4), F (5), G (6), A (7), B-flat (8). Measure 46 has a half-note B-flat (1) and a whole-note G (3). The bass staff shows fret numbers: 3 and (3).

16 **F** **C** **G7** **F** **G7**

16 17 18

WHOLE LIFE, TOO FOR I CAN'T

1 0 2 0 2 4

19 **C** **DM** **C** **G7** **C**

19 20 21

HELP FALL- ING IN LOVE WITH YOU

0 2 0 1 0 2 0

22 **F** **G7** **C** **DM** **C** **G7**

22 23 24

I CAN'T HELP FALL- ING IN LOVE WITH

2 4 0 2 0 1 0 2

25 **C**

25

YOU

0